

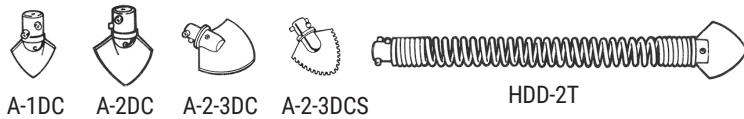
*Electric Eel*®

**PROFESSIONAL  
PRODUCT  
CATALOG**

**DRAIN CLEANING  
TOOLS FOR  
PROFESSIONALS  
BACKED WITH  
INDUSTRY LEADING  
SERVICE, SUPPORT  
AND A NATIONWIDE  
NETWORK OF SALES  
REPRESENTATIVES.**

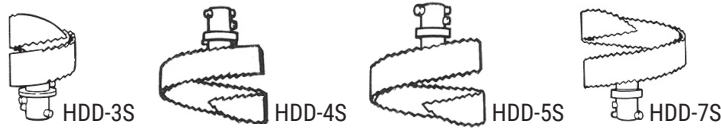
# Mainline Tools & Accessories

All tools & accessories listed below are compatible with Electric Eel Models C, D-5, R, RF, 325, 800 and work with 8' and 10' dual cables (all types) and 5/8" and 3/4" continuous cables.



## INITIAL OPENING TOOLS

- A-1DC 1 7/8" Diameter for 3" or larger pipeline
- A-2DC 2 3/8" Diameter for 4" or larger pipeline
- A-2-3DC 3" Diameter for 4" or larger pipeline
- A-2-3DCS 3" Ice chopping tool for 4" or larger pipelines
- HDD-2T 2 3/8" Spear point on 12" flexible spring for 4" or larger pipeline



## HEAVY-DUTY ROOT SAW TOOLS

- HDD-3S For 3" pipeline
- HDD-4S For 4" pipeline
- HDD-5S For 6" pipeline
- HDD-7S For 8" pipeline



## GREASE TOOLS

- U-3 For 3" pipeline (also available in Heavy duty)
- U-4 For 4" pipeline (also available in Heavy duty)
- U-6 For 6" pipeline (also available in Heavy duty)
- U-4H Heavier duty for 4" pipelines
- UC3 For 3" pipeline



## FLEXIBLE SPRING TOOLS

- HDD-U3 12" Spring with U3 blade for 3" pipeline
- HDD-U4 12" Spring with U4 or HD blade for 4" pipeline



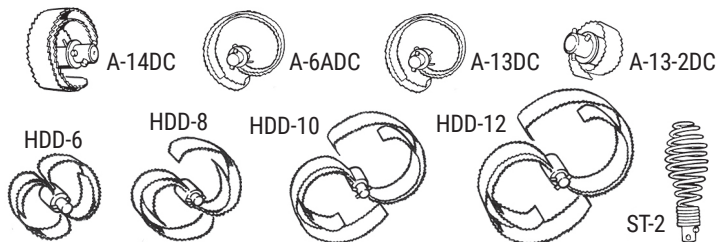
## EXPANSION TOOLS

- EX-4A For 3" - 4" lines
- EX-6A For 4" - 6" Lines
- EX-8A For 6" - 8" lines



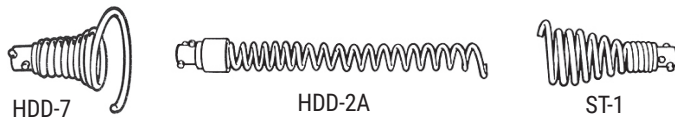
## SLUDGE BUSTER TOOLS

- HDD-3S-P 2 3/8" Heavy duty sludge pusher for 3" pipelines
- HDD-4S-P 3" Heavy duty sludge pusher for 4" pipelines
- HDD-4S-31/2-P 3 1/2" Heavy duty sludge pusher for 4" lines
- HDD-5S-P 5" Heavy duty sludge pusher for 6" lines



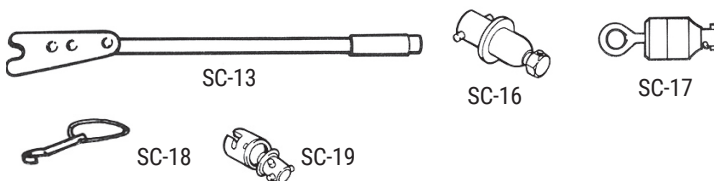
## FINISHING TOOLS

- A-14DC 3 1/2" Diameter tool for 4" or larger pipelines
- A-6ADC 5" Diameter for 6" or larger pipelines
- A-13DC For 4" conductor lines
- A-13-2DC For 3" conductor lines
- HDD-6 "S" Shaped for 6" lines
- HDD-8 "S" Shaped for 8" lines
- HDD-10 "S" Shaped for 10" lines
- HDD-12 "S" Shaped for 12" lines
- ST-2 Bulb shaped tool for 4" plastic pipeline



## RETRIEVING TOOLS

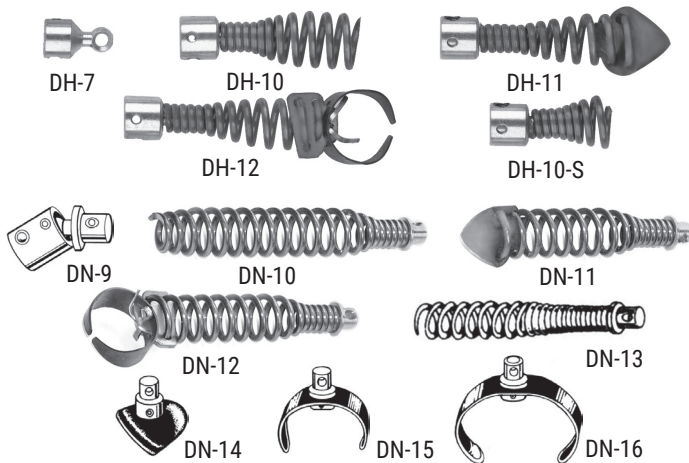
- HDD-7 3" Tool for retrieving objects from pipeline
- HDD-2A Longer, thinner right hand wound retriever
- ST-1 Right hand wound retrieving tool



## ACCESSORIES

- SC-13 Feeding tool for use on "P" traps
- SC-16 Torque wrench adapter
- SC-17 Swivel cable puller for threading cable through pipeline
- SC-18 Spanner wrench for disconnecting cables/tools
- SC-19 Drop head adapter - provides swivel joint between cleaning tool and cable

# Drain Line Tools & Accessories



## DH SERIES TOOLS


For use with 5/16" IC and 3/8" IC cables

- DH-7 Drop head adapter
- DH-10 General purpose tool
- DH-11 Drill point tool
- DH-12 Finishing/Grease tool
- DH-10-S Short general purpose tool

## DN SERIES TOOLS

For use with 1/2" I.C. cables and 5DN sectional cable

- DN-9 Drop head adapter
- DN-10 General purpose tool
- DN-11 Drill point tool
- DN-12 Finishing/Grease tool
- DN-13 Retriever tool
- DN-14 Drill for 2"-3" lines
- DN-15 Clean up tool for 2" lines
- DN-16 Clean up tool for 3" lines



## CABLES FOR EVERY NEED

- 5 ft. Dualmatic Cables (Model N Only)
- Self-feed Dual Cables for 3"-10" lines available in regular, heavy-duty and municipal
- J Cable 6J (7/8" x 6 ft.) Dual Cable for use in 2"-3" lines (Model C Only)
- Tri-Max 3/4" or 5/8" cable with slot or keyhole end fittings to fit most drain cleaning machines
- 1/2" Aircraft Wire Reinforced Cables with front & rear fittings (available in No Core)
- Aircraft Wire Reinforced Cables (5/16" and 3/8") for use with Drop Head series tools
- Expanded End Aircraft Wire Reinforced Cables with bulb end & no rear fittings (5/16", 3/8")
- Expanded End Cables to negotiate pipe traps & drain cross bars (1/4", 5/16", 3/8")

\*Spartan, Ridgid, General Wire Spring are trademarked names.

# Manual Units

## Hande Drain Cleaner

Opens clogged sinks, lavatories, bathtubs, and shower stall drains.

- 1/4" or 5/16" Music wire cable for maximum flexibility and durability
- 1/4" Cable negotiates most bathtub crossbars
- Heavy duty steel drum holds up to 35' cable
- Convenient thumb screw locks cable securely

### HANDE STANDARD KIT (HE-1/4E25)

- Hande drain cleaner with 1/4" x 25' cable



## Closet Auger (CA-3A)

Removes obstructions in any type of toilet.

- 3' Music wire cable for greater flexibility
- Heavy duty zinc plated construction
- Protective tubing helps prevent marring of toilet bowl



# Drum Machines



## Model E

**Cleans 1-1/4" – 3" dia. lines up to 50 ft.**

A professional quality yet affordable drain cleaner for indoor lines up to 50 ft. The Model E is a common and widely rented machine popular with homeowners. The Model E utilizes both 3/8" and 1/2" diameter cables.

### KEY FEATURES / BENEFITS

- Rugged 1/3 H.P. motor
- Cord wraps for easier transport
- Rear bar to shield motor and allow for two position operation
- Inner drum to eliminate cable buckling in cage
- Built-in drum shaft slip clutch
- Heavy duty steel tubular frame
- Easy-to-use air operated foot switch allows use of both hands when working with cable
- Built-in GFCI with 20 ft. power cord
- Cast aluminum bracket with bearing supported guide tube
- Optional 2-wheel dolly
- Optional cage cover

### MODEL E STANDARD KIT (EK-P-1/2IC50)

- Model E-P machine • Set of (3) cleaning tools
- Leather gloves • "T" wrench • Tool bag
- 1/2" x 50' aircraft wire inner core cable



## Model E-P Autofeed

### MODEL E AUTOFEED STANDARD KIT (EK-P-1/2IC50-AF)

- Advance and retrieve the cable with a push of a lever
- Cable guide spring keeps hands off the rotating cable for added safety
- Optional folding dolly for easy transport and storage



## Model Z5-P

**Cleans 1-1/4" – 3" dia. lines up to 75 ft.**

Fills the gap for jobs requiring a longer run in smaller drain lines.

### KEY FEATURES / BENEFITS

- Built on heavy-duty steel frame with folding handle for easy storage and transport
- Totally open cable cage for easy inspection and cleaning of cable
- Wheel break stabilizes unit while in operation
- Power cord is wrapped around conveniently placed brackets for safe, problem free transport
- Easy-to-use air operated foot switch allows the use of both hands when working with cable
- Built-in drum shaft slip clutch minimizes cable and tool breakage
- Unique inner drum design eliminates cable tangling in cage
- Larger 10" wheels for better maneuverability
- Rear bar for motor protection
- Rugged 1/3 H.P. motor

### MODEL Z5 STANDARD KIT (Z5K-P-1/2IC75)

- Model Z5 machine • "T" wrench • Tool bag
- 1/2" x 75' aircraft wire inner core cable
- Set of (5) cleaning tools • Leather gloves



## Model Z5-P Autofeed

### MODEL Z5 AUTOFEED STANDARD KIT (Z5K-P-1/2IC75-AF)

- 2-Way Auto Cable Feed advances and retrieves cable with the push of a lever
- Cable guide spring keeps hands off rotating cable for added safety
- Open cage for quick cable inspection and cleaning
- Steel guide tube/inner drum



## Model D-5

**Cleans 3" – 10" dia. lines up to 100 ft.**

The high density polyethylene drum and belt guard will not rust or dent. Three sealed heavy-duty ball bearings support the drum and a thick wall guide tube extends wear.

### KEY FEATURES / BENEFITS

- 10" wheels for maneuverability and stability
- Extra strength 1-1/4" steel tubing framework
- 5 position height adjustment on handle
- Wheel brake
- Continuous belt skids
- Loading wheel built into handle
- GFCI on 20 ft. line cord
- Air operated foot switch for easy operation
- Power feed and drum can be quickly removed

### MODEL D5 STANDARD KIT (D5K-3/4IC)

- Model D5 Power Unit • Set of (7) cleaning tools
- 3/4" x 50' Trimax Cable • 10' Anchor cable
- 3/4" Flexible leader • Leather Gloves
- Spanner Wrench • Tool Box

# Sectional Cable Machines

## Model N

**Cleans 1-1/4" – 3" dia. lines up to 100 ft.**

The self-feeding Model N cleans household drains, industrial waste lines, vents and downspouts with either 75' of Dualmatic or 100' of continuous cable.

### KEY FEATURES / BENEFITS

- Built-in slip clutch with dual fiber discs for overload protection
- Inner drum and cable guide eliminate tangling the drum
- Operates from a 45° or horizontal position
- 1/3 H.P. motor delivers plenty of speed cleaning power
- Cast aluminum bracket with bearing supported guide tube
- Optional 2 wheel cart for easy transport
- 10" diameter wheels
- Adjustable handle



### MODEL D5 STANDARD KIT (D5K-3/4IC)

- Model N Complete • Set of (3) cleaning tools • 5' section dualmatic cable (10) • Tool Box • Leather Gloves • 1/8" T-Wrench

## Model C

**Cleans 3" – 10" dia. lines up to 200 ft.**

The original dual cable sectional drain cleaner from Electric Eel has been generating profits for nearly 5 decades in the rental industry. The Model C spins the 8 or 10 ft. cables at twice the RPM of that of a continuous cable machine for maximum cleaning power. The Model C is ideal for tougher blockages such as tree roots and for longer runs in main sewer lines.

### KEY FEATURES / BENEFITS

- Safety – No handling of rotating cables
- Lower Maintenance – The sectional cables can be quickly inspected and cleaned
- Reduced Replacement Costs – Sectional cables can be replaced at a much lower cost than a 100 ft. cable
- No Down Time – You'll never miss a rental with a Model C due to a broken cable
- Ease of Transport – The Model C drive unit weighs only 72 lbs.
- If a section is ever damaged, simply set that cable aside and continue the job
- The handle folds down for easy transport and storage
- More Power – The heavy duty motor is available in 1/2 H.P. (Standard), 3/4 H.P., and 1 H.P.
- Safety Slip Clutch – Keeps tools and cable breakage to a minimum

### MODEL C STANDARD KIT (CK-R-1/2-8TRS)

- 1/2 H.P. Drive Unit • (13) 8 Ft. T.R.S. Cables (104 Ft.) • SC-13 Feeding Tool
- SC-18 Spanner Wrench • Set of (5) Cleaning Tools

NOTE: Optional cable containers available for transporting cables.



## Model 325 Sectional Drain Cleaner

**Cleans 4" – 14" dia. lines up to 500 ft.**

Powered by a 6.5 H.P. engine, the Model 325 features a 3 speed automotive transmission that spins the cable at 1050 RPM in 3rd gear for plenty of cleaning power. A rugged steel base and pneumatic roller bearing wheels maneuver all types of terrain.

### KEY FEATURES / BENEFITS

- Safety clutch provides overload protection
- Foot-operated automotive clutch pedal
- Removable handle for storing and transporting
- Self-feeding heavy-duty cable
- Engine throttle conveniently located for fingertip control
- Snap lock couplings for joining the 8 ft. cable sections

### MODEL 325 STANDARD KIT (325K-8DCHD)

- Model 325 • 200 ft. of Heavy Duty Dual Cables (8' x 25) • Pneumatic Tires
- Spanner Wrench • Tool Box

## Model 800 Hydrostatic Sewer Cleaner

**Cleans 4" – 24" dia. lines up to 650 ft.**

This rugged unit runs 8 ft. sectional heavy-duty "municipal" cables, ideal for contractors and municipalities. Featuring an variable drive speed system with an 8 H.P. gasoline or 9 H.P. diesel engine. Optional cable reel available.

### KEY FEATURES / BENEFITS

- Hand lever controls the infinitely variable cleaning speeds at full torque from 50 to 1,000 RPM
- Patented snap-lock couplings join cable sections with no set screws, nuts or loose pins
- Removable handle for compact storage and transport
- Outer and inner coil anchor to the coupling to reduce helixing
- Open space outer coil helps loosen deposits and auger them back

### MODEL 800 STANDARD KIT (800K-8 MUN)

- Model 800 • Spanner Wrench • Tool Box
- 200 ft. of Heavy Duty Municipal Dual Cables (8' x 25)

# Sink Machines



## Model CT

**Cleans 3/4" – 2-1/2" dia. lines up to 50 ft.**

The Model CT Counter Top drain cleaner with UNIQUE variable speed motor feature is more user friendly and helps keep work areas clean.

### KEY FEATURES / BENEFITS

- Lightweight and compact for ease of transport and storage
- UNIQUE variable speed motor feature for maximum cable control
- Two-way auto cable feed keeps hands off rotating cable, advances and retrieves cable with push of a lever
- Cable guide hose eliminates cable whipping and helps keep work area clean
- 1/5 H.P., 90 Volt DC motor for quiet, powerful and dependable operation
- Easy-to-use air operated foot switch allows use of both hands when working with cable
- 2 position operation of well balanced steel tubular frame
- Stainless steel drum will not rust and resists denting
- Heavy-duty housing protects motor and internal wiring
- Runs 1/4", 5/16" and 3/8" dia. cable
- GFCI with 20 ft. power cord

### MODEL CT STANDARD KIT (CT-5/16EIC25-AF)

- CT power unit • Auto cable feed • Guide hose • 5/16" x 25' EIC Cable



## Model S

**Cleans 1-1/4" –**

**2-1/2" dia. lines up to 35 ft.**

The industry's highest quality hand held drill powered drain cleaner is ideal for smaller, inside lines such as sinks, tubs, and showers. The Model S runs 5/16" and 3/8" dia. cables up to 35 ft.

### KEY FEATURES / BENEFITS

- Stainless steel cable drum won't rust, break or crack
- Cast aluminum hand guard
- Jacobs easy to tighten chuck
- Variable speed, 1/2" reversing drill with double ball bearing gear head for longer life
- Double insulated drill for shock protection
- Cables are constructed of certified music wire – all inner core cables have genuine aircraft wire inner core for longer lasting operation

### MODEL S STANDARD KIT (SK-R-3/8EIC25)

- Model S machine • 3/8" x 25' Expanded end inner core cable

# INSPECTION CAMERAS

## EELvision ELITE

**For use in 3" – 14" dia. lines up to 200 ft.**

The EELvision Elite features a 1.3" diameter self-leveling color camera for inspecting 3"-10" diameter lines with vivid adjustable LED lights and a large 7" monitor for easy viewing. A sunshield allows for outdoor viewing and protects the monitor in transport.

### KEY FEATURES / BENEFITS

- 200' of 1/2" diameter premium push rod
- On screen footage counter
- Continuous display odometer
- Extended ergonomic handle to facilitate maneuverability and transport
- Heavy duty metal frame and wheels
- Reel brake
- User friendly control panel
- Quick start guide tutorial prompts
- Built-in always on sonde
- Dual power sources - AC and battery
- QR code for manual and support accessibility
- One touch recording to USB and screen shot capability
- **Makita battery port (battery not included)**
- **Provided adapter also accepts Milwaukee and Dewalt batteries**



## EELvision VIEW

**Cleans 3" – 14" dia. lines up to 200 ft.**

The EELvision View features a 1.3" diameter self-leveling color camera and a large 7" monitor for easy viewing. A sunshield allows for outdoor viewing and protects the monitor in transport.

### KEY FEATURES / BENEFITS

- 200' of 1/2" diameter premium push rod
- Built-in always on sonde
- Extended ergonomic handle for easy maneuverability and transport
- Heavy duty metal frame and wheels
- Reel brake
- Makita battery port (battery not included)
- QR code for manual and support accessibility
- On screen footage counter and continuous display odometer
- **Provided adapter also accepts Milwaukee and Dewalt batteries**



## EELTrack Locator

Precision locating with 512HZ/60HZ along with constant depth readout and current measurements. Powered by 6 "C" batteries (batteries included) and has a 4 year warranty with product registration. The EELTrack locator is simple, accurate and affordable. Made for professionals but easy for anyone to locate with.



# Jetters



## **EJ-1500 Electric Jetter**

**Cleans 1-1/2" – 4" dia. lines up to 100 ft.**

The EJ-1500 electric jetter is ideal for cleaning grease, sand, soap and sludge from small drain lines. Perfect preventative maintenance tool for restaurants, hospitals, schools and professional maintenance applications.

### **KEY FEATURES / BENEFITS**

- 1500 PSI / 1.7 GPM
- 1.5 H.P., 15 AMP motor
- Duplex pump w/pulsation
- Reel capacity 150 Ft. of 1/4" hose
- Sturdy 10" pneumatic tires for ease of transport
- Thermal relief valve and inlet shut off valve
- Removable handle/reel on cart assembly
- Utilizes 1/8" and 1/4" dia. jet hose
- 20 Ft. power cord w/GFCI
- Pump / Motor assembly removes in seconds for added portability

### **EJ-1500 STANDARD KIT (EJ-1500C)**

- Pump / Motor assembly on cart with (2) pneumatic tires • Rubber gloves • Tool bag
- 1/8" and 1/4" nozzle set • 1/4" x 100' drain hose • 1/8" x 50' hose assembly



## **EJ-3000 Gas Jetter**

**Cleans 2" – 8" dia. lines up to 300 ft.**

The EJ-3000 gas jetter 13 H.P. overhead valve engine and low tone muffler offer smooth, quiet running and dependable operation. The 2-to-1 gear reduced triplex pump with pulsation ensures a longer life.

### **KEY FEATURES / BENEFITS**

- 3000 PSI / 4.7 GPM
- 300 ft. capacity hose reel
- 12" Pneumatic tires for easy maneuverability on rugged steel base with front bar for motor protection
- Heat shield to protect hose
- Convenient Nozzle Storage on unit
- Throttle back control automatically adjusts engine speed
- Utilizes 1/4" and 3/8" dia. jet hose
- Electric start engine available

### **EJ-3000 STANDARD KIT (EJ-3000B)**

- Pump / Motor assembly on cart with (2) pneumatic tires
- 3/8" x 100' hose assembly • 3/8" nozzle set (3) • Rubber gloves



## **Cart Reel**

Additional lightweight cart reel for easy transportation of jetter hoses. Move the handle up for transport and down for fitting in tight spaces. (Hose is not included.)

### **EJ-3000 CART REEL (3000-CTR) FEATURES / BENEFITS**

- Heavy duty base • 2 x 8" Wheels • Adjustable handle • 300 ft. Capacity • Lightweight • 1/8" x 50' hose assembly

## **Electric Eel Products LLC**

501 W. Leffel Lane • Springfield, OH 45506

**Call Toll Free: (800) 833-1212**

937-323-4644 • Fax: 937-323-3767

[www.electriceel.com](http://www.electriceel.com)

